

PACU Stat! Utilizing Emergency Scenario Simulations to Enhance Teamwork and Build Confidence Amongst PACU Nurses

Team Leader: Rebecca Vincent, RN, BSN, CPAN

Team Members: Rebecca Vincent, RN, BSN, CPAN; Beth McNeill, MS, EMT; and Wendy Bernstein, MD, MBA, FASA

Background

The PACU experienced a code event in January 2017 that resulted in a successful resuscitation with return to OR, but left nursing staff feeling **frustrated with the lack of organization, role designation, and leadership** throughout the duration of the event.

Objectives of Project

- Provide a safe and confidential setting for PACU nurses to participate in an emergency simulation.
- Promote a culture of safety through clear designation of roles and identification of the team leader.
- Build upon teamwork and closed-loop communication skills through formal debriefing.



Process of Implementation

- PACU nurse educator consulted with the Mock Code Program Director for Med-Surg nursing practice as well as the Anesthesia Simulation Director to initiate a PACU-specific simulation program.
- A survey was first conducted amongst PACU nurses to determine the focus points for this program.
- PACU nurses were provided with online pre-learning, assigned in conjunction with a 1-hour interactive simulation. Simulations were conducted using “Basic Assumptions” and a review of the “Ground Rules for Simulation.”
- Groups consisted of 5 – 8 PACU nurses and 1 anesthesia resident.
- The scenarios were conducted in nursing skills labs, with low fidelity mannequins and a mock crash cart with a formal debriefing afterwards.
- Sessions were conducted over a 2 year period and all participants had the opportunity to provide feedback via anonymous evaluations.

Equipment & Supplies

CEL/AHA

- Loaner Crash Cart
- Loaner Airway Box
- IV Arm
- Mannequin
- Loaner Monitor
- Rhythm Generator
- Feedback Device

PHARMACY

- Medication tray

TRANSPORTATION

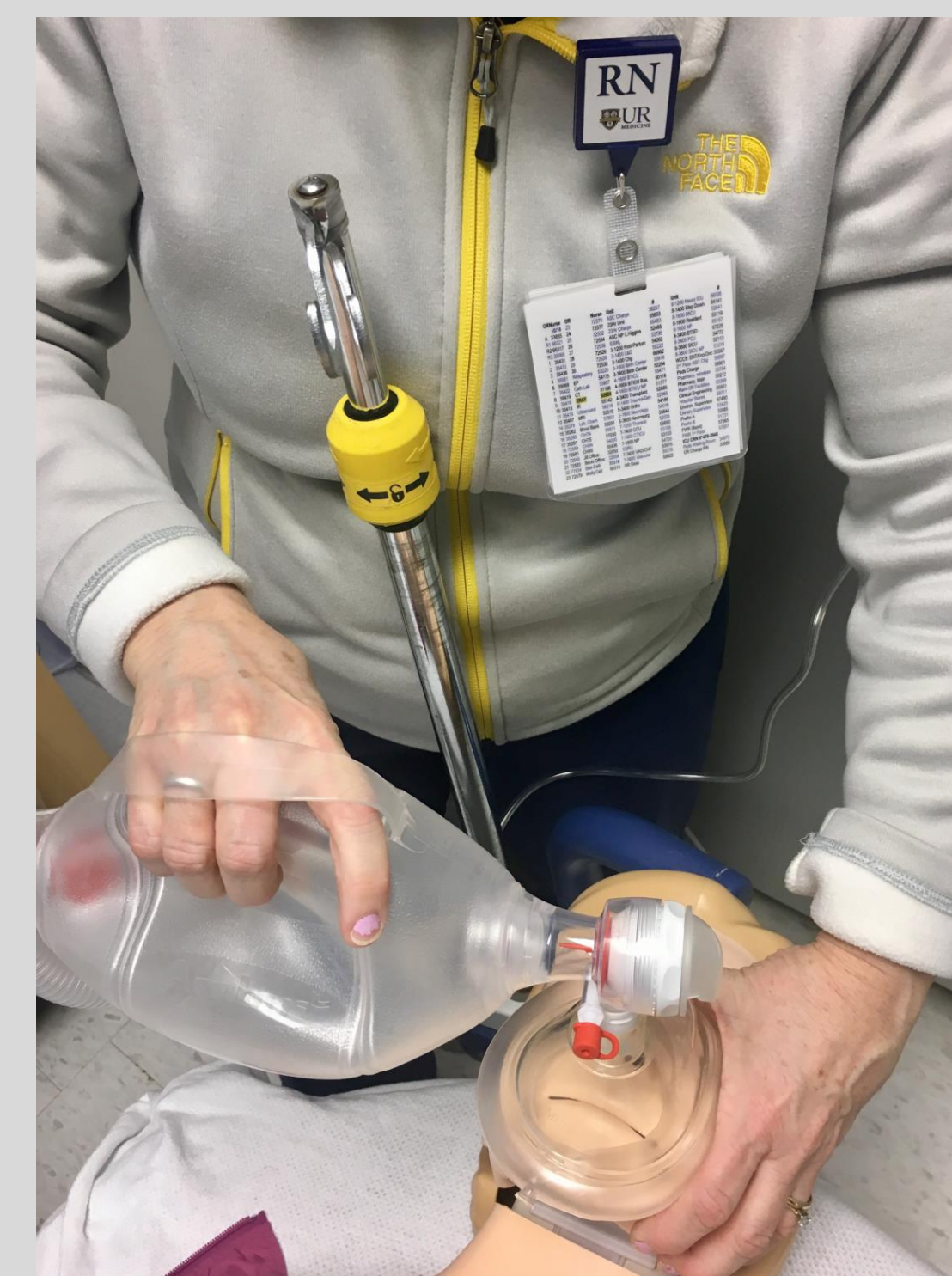
- Stretcher

OPTIONAL ITEMS

- Stool
- Sheets/Gown
- Art Line Set-Up
- PACU Resident Phone
- Wireless Phone
- Workstation

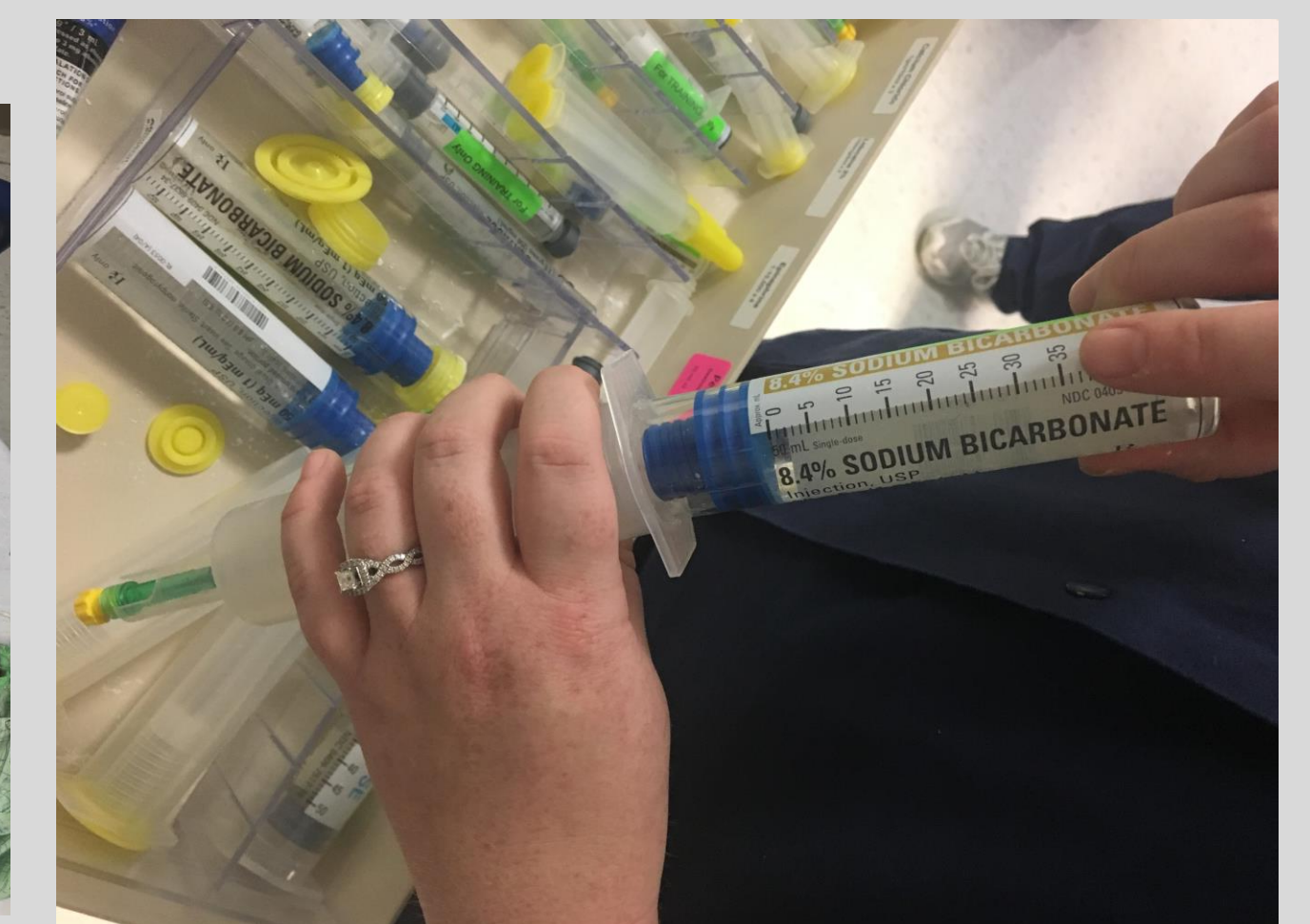
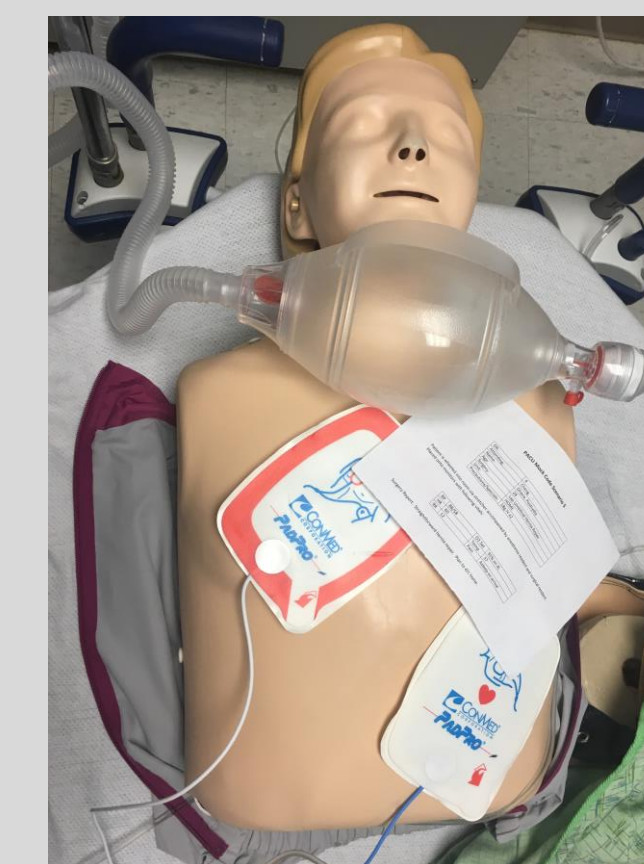
PACU SIMULATION TOTE:

- Simulation Binder
- 1L NS x2
- Pump Tubing x1
- Stopcock Tubing x1
- Pressure Bag x1
- Red Caps
- Defib Pads
- OAW
- Flushes
- Ambu Bag
- Stethoscope
- Pens
- Classification Sheets
- Resuscitation Sheets (SMH 744 MR)
- Facilitator Check List
- Clip Boards



Statement of Successful Practice

The PACU staff subsequently experienced a code event in May 2018. The bedside nurse had participated in the simulation program and as a result felt empowered to designate roles and identify the team leader. This code resulted in both a positive outcomes for the patient and the staff involved; the communication and teamwork had vastly improved from the January 2017 event. A formal debriefing was conducted with the staff members who determined that closed loop communication and teamwork led to a successful resuscitation.



Implications for Advancing the Practice of Perianesthesia Nursing

Teamwork and communication are essential in emergency situations. The PACU Simulations provide an opportunity for perianesthesia nurses to practice and build these skills in a safe and confidential multidisciplinary environment. The simulations are an excellent adjunct to the required training that is completed via ACLS every 2 years.



Copyright © 2004 - 2019
Center for Medical Simulation
www.harvardmedsim.org info@harvardmedsim.org
All rights Reserved - Used with permission

• *The Basic Assumption™*

“We believe that everyone participating in activities at Strong Memorial Hospital is intelligent, capable, cares about doing their best, and wants to improve”©



UR
MEDICINE

STRONG
MEMORIAL HOSPITAL

